



Description:

Series 11, 14 AWG solid .064" bare copper-covered steel conductor, gas-injected foam polyethylene insulation, Duobond® IV quad shield (60% and 40% coverage), PVC jacket

Physical Characteristics (Overall)

Conductor

AWG:

# Coax	AWG	Stranding	Conductor Material	Dia. (in.)
1	14	Solid	BCCS - Bare Copper Covered Steel	.064

Insulation

Insulation Material:

Insulation Material	Dia. (in.)
Gas-injected FPE - Foam Polyethylene	.280

Outer Shield

Outer Shield Material:

Layer #	Outer Shield Trade Name	Type	Outer Shield Material	Coverage (%)
1	Bonded Duofoil®	Tape	Bonded Aluminum Foil-Polyester Tape-Aluminum Foil	100
2		Braid	AL - Aluminum	60
3	Duofoil®	Tape	Aluminum Foil-Polyester Tape-Aluminum Foil	100
4		Braid	AL - Aluminum	40

Outer Jacket

Outer Jacket Material:

Outer Jacket Material
PVC - Polyvinyl Chloride

Overall Cabling

Overall Nominal Diameter: 0.407 in.

Mechanical Characteristics (Overall)

Operating Temperature Range: -40°C To +80°C

Bulk Cable Weight: 59 lbs/1000 ft.

Max. Recommended Pulling Tension: 308 lbs.

Min. Bend Radius (Install)/Minor Axis: 4.500 in.

Applicable Specifications and Agency Compliance (Overall)

Applicable Standards & Environmental Programs

NEC/(UL) Specification: CATV, CM

CEC/C(UL) Specification: CM

EU CE Mark: No

EU Directive 2000/53/EC (ELV): Yes

EU Directive 2002/95/EC (RoHS): Yes

EU RoHS Compliance Date (mm/dd/yyyy): 01/01/2004

EU Directive 2002/96/EC (WEEE): Yes

EU Directive 2003/11/EC (BFR): Yes

CA Prop 65 (CJ for Wire & Cable): Yes

MII Order #39 (China RoHS): Yes

Series Type: Series 11

Flame Test

UL Flame Test: UL1685 UL Loading

Plenum/Non-Plenum

Plenum (Y/N): No

Electrical Characteristics (Overall)

Nom. Characteristic Impedance:

Impedance (Ohm)	Tolerance (Ohms)
75	± 3

Nom. Inductance:

Inductance (µH/ft)
0.097

Nom. Capacitance Conductor to Shield:

Capacitance (pF/ft)
16.2

Nominal Velocity of Propagation:

VP (%)
83

Nominal Delay:

Delay (ns/ft)
1.2

Nom. Conductor DC Resistance:

DCR @ 20°C (Ohm/1000 ft)
11.0

Nominal Outer Shield DC Resistance:

DCR @ 20°C (Ohm/1000 ft)
3

Max. Attenuation:

Freq. (MHz)	Attenuation (dB/100 ft.)
5	.38
55	.97
211	1.81
270	2.05
300	2.15
350	2.32
400	2.47
450	2.65
550	2.94
750	3.50
870	3.84
1000	4.23

Max. Operating Voltage - UL:

Voltage
300 V RMS

Max. Operating Voltage - Non-UL:

Voltage
300 V RMS

Minimum Structural Return Loss:

Description	Freq. (MHz)	Start Freq. (MHz)	Stop Freq. (MHz)	Min. SRL (dB)
		5	1000	20

Sweep Test

Sweep Testing: 5 MHz - 1 GHz

Put Ups and Colors:

Item #	Putup	Ship Weight	Color	Notes	Item Desc
1617A 0101000	1,000 FT	67.000 LB	BLACK		#14 GIFHDLPE DBL SH PVC

Broadband Coax

CATV Cables


Series 11

Description	Part No.	UL NEC/ C(UL) CEC Type	Standard Lengths		Standard Unit Weight		Conductor (stranding) Diameter Nom. DCR	Nominal Core OD		Shielding Materials Nom. DCR	Nominal OD		Nom. Imp. (Ω)	Nom. Vel. of Prop.	Nominal Capacitance		Nominal Attenuation		
			Ft.	m	Lbs.	kg		Inch	mm		Inch	mm			pF/Ft.	pF/m	MHz	dB/100 Ft.	dB/100m

Series 11 • 14 AWG Solid .064" Bare Copper-covered Steel Conductor • Duobond® IV Quad Shield (60% and 40% Coverage)

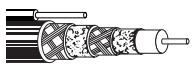
Gas-injected Foam Polyethylene Insulation • Black PVC Jacket

80°C	1617A	NEC: CATV CM CEC: CM	1000	304.8	67.0	30.5	14 AWG (solid) .064" BCCS 11.0Ω/M' 36.1Ω/km	.280	7.11	Duobond IV* 60% & 40% Aluminum Braids	.407	10.34	75	83%	16.2	53.1	See Chart on page 6.92		
										Sweep tested 5 MHz to 1 GHz.									




80°C	1619AM	—	1000	304.8	84.0	38.2	14 AWG (solid) .064" BCCS 11.0Ω/M' 36.1Ω/km	.280	7.11	Duobond IV* 60% & 40% Aluminum Braids	.407 x .560	10.34 x 14.22	75	83%	16.2	53.1	See Chart on page 6.92		
										Sweep tested 5 MHz to 1 GHz.									

.072" (1.8mm) galvanized steel messenger.



80°C	1620AM	—	1000	304.8	87.0	39.5	14 AWG (solid) .064" BCCS 11.0Ω/M' 36.1Ω/km	.280	7.11	Duobond IV* 60% & 40% Aluminum Braids	.407 x .560	10.34 x 14.22	75	83%	16.2	53.1	See Chart on page 6.92		
										Sweep tested 5 MHz to 1 GHz.									

CoreGuard®
.072" (1.8mm) galvanized steel messenger.



Gas-injected Foam Polyethylene Insulation • Polyethylene Jacket (Black or Orange)

Burial 80°C	1618A	—	1000	304.8	61.0	27.7	14 AWG (solid) .064" BCCS 11.0Ω/M' 36.1Ω/km	.280	7.11	Duobond IV* 60% & 40% Aluminum Braids	.407	10.34	75	83%	16.2	53.1	See Chart on page 6.92		
										Sweep tested 5 MHz to 1 GHz.									


CoreGuard®



Series 11 • 14 AWG Solid .064" BCCS Conductors • Duofoil® (100% Coverage) + TC Braid Shields (60% and 40% Coverage)

Plenum • Foam FEP Teflon Insulation • Snow Beige FEP Jacket

200°C	1153A	NEC: CMP CL2P CEC: CMP FT6	500 1000	152.4 304.8	52.5 106.0	23.9 48.2	14 AWG (solid) .064" BCCS 11.0Ω/M' 36.1Ω/km	.280	7.11	(2) Duofoil Shields + (2) TC BCCS 1.8Ω/M' 5.9Ω/km	.387	9.83	75	82%	16.2	53.1	1 10 50 100 200 400 700 900 1000	.2 .4 1.2 1.7 2.5 3.5 4.6 5.3 5.6	.7 1.3 3.9 5.6 8.2 11.5 15.1 17.4 18.4
										Sweep tested 5 MHz to 400 MHz.									



BCCS = Bare Copper-covered Steel • DCR = DC Resistance • FEP = Fluorinated Ethylene Propylene • TC = Tinned Copper

* Duobond IV = Bonded Duofoil (100% coverage) + aluminum braid (67% coverage) + Duofoil (100% coverage) + aluminum braid (46% coverage).

Teflon is a DuPont trademark.

Technical Information

Attenuation vs. Frequency for Belden® Broadband Coaxial Products

Frequency Point (MHz)	Series 59				Series 6				Series 11			
	Nominal dB/100 Ft.	Nominal dB/100m	Maximum dB/100 Ft.	Maximum dB/100m	Nominal dB/100 Ft.	Nominal dB/100m	Maximum dB/100 Ft.	Maximum dB/100m	Nominal dB/100 Ft.	Nominal dB/100m	Maximum dB/100 Ft.	Maximum dB/100m
5	.75	2.46	.89	2.92	.54	1.77	.67	2.20	.34	1.12	.38	1.25
55	1.84	6.04	1.95	6.40	1.45	4.76	1.60	5.25	.91	2.99	.97	3.18
211	3.36	11.02	3.59	11.78	2.64	8.66	2.87	9.42	1.68	5.51	1.81	5.94
216	3.41	11.19	3.69	12.11	2.67	8.76	2.95	9.68	1.70	5.58	1.84	6.04
240	3.57	11.71	3.87	12.70	2.80	9.19	3.09	10.14	1.78	5.84	1.94	6.36
270	3.79	12.43	4.05	13.29	2.97	9.74	3.24	10.63	1.89	6.20	2.05	6.73
300	3.99	13.09	4.27	14.01	3.13	10.27	3.43	11.25	1.99	6.53	2.15	7.05
325	4.16	13.65	4.50	14.76	3.26	10.70	3.59	11.78	2.07	6.79	2.24	7.35
350	4.33	14.21	4.64	15.22	3.39	11.12	3.72	12.20	2.15	7.05	2.32	7.61
375	4.49	14.73	4.84	15.88	3.52	11.55	3.87	12.70	2.22	7.28	2.40	7.87
400	4.66	15.29	4.88	16.01	3.65	11.97	4.00	13.12	2.30	7.55	2.47	8.10
450	4.96	16.27	5.30	17.39	3.88	12.73	4.26	13.98	2.45	8.04	2.65	8.69
500	5.22	17.13	5.50	18.04	4.09	13.42	4.48	14.70	2.59	8.50	2.85	9.35
550	5.48	17.98	5.90	19.36	4.30	14.11	4.71	15.45	2.73	8.96	2.94	9.65
600	5.75	18.86	6.18	20.28	4.51	14.80	4.94	16.21	2.85	9.35	3.08	10.10
650	6.03	19.78	6.52	21.39	4.72	15.49	5.18	16.99	2.98	9.78	3.22	10.56
700	6.28	20.60	6.83	22.41	4.92	16.14	5.45	17.88	3.10	10.17	3.37	11.06
750	6.51	21.36	6.96	22.83	5.11	16.76	5.59	18.34	3.21	10.53	3.50	11.48
800	6.71	22.01	7.30	23.95	5.27	17.29	5.75	18.86	3.32	10.89	3.65	11.97
862	6.97	22.87	7.50	24.61	5.47	17.95	5.98	19.62	3.46	11.35	3.82	12.53
870	7.00	22.97	7.54	24.74	5.49	18.01	6.00	19.68	3.48	11.42	3.84	12.60
900	7.14	23.42	7.79	25.56	5.60	18.37	6.11	20.05	3.55	11.65	3.96	12.99
950	7.39	24.25	7.90	25.92	5.79	19.00	6.35	20.83	3.66	12.01	4.10	13.45
1000	7.68	25.20	8.09	26.54	5.99	19.65	6.54	21.46	3.77	12.37	4.23	13.88
1450	—	—	—	—	7.80	25.60	8.00	26.20	5.00	16.41	5.50	18.10
1800	—	—	—	—	8.60	28.20	8.80	28.90	5.70	18.70	6.27	20.60
2250	—	—	—	—	9.80	32.20	10.00	32.80	6.50	21.33	7.15	23.50
3000	—	—	—	—	11.30	37.10	11.90	39.00	8.00	26.25	8.80	28.90